


To login and access the Varroa mite online training course

You will access the course via the Tocal College Canvas platform.

We recommend using the Chrome browser. If you don't have Chrome, download and install here https://www.google.com/intl/en_au/chrome/

Step 1:

Click on this link to access the course <https://courses.tocal.nsw.edu.au/courses/varroa-mite-online-training>



Click on the 'Enrol Now' button.

Step 2:

IF YOU DON'T HAVE A CANVAS ACCOUNT

You will need to create an account in Canvas if you don't already have one.

1. Fill in all fields to **Create new account**

Create an Account

[Already have an account? Sign in here](#)


Full Name

Email


Confirm Email

I declare that this account is for one person only and does not include the names of any additional users.

I agree to the [Acceptable Use Policy](#) and acknowledge the [Privacy Policy](#).

I'm not a robot 

2. You will be sent 2 emails from **Canvas Catalogue**. One to set up and verify your account, the other welcoming you to the course. Click on the link in the email to verify your account. You will be asked to create a **password** to complete the registration process.



Welcome Aboard!

In order to set up your account, we'll need a little more information.

Login:





Password:

Time Zone:



3. Once the registration process is completed you will be given access to the course. Click **'Begin Course'**.

In Progress Completed Not Completed

Courses

**Varroa mite online training** 
Started July 19, 2022, Self-paced

This course has been developed to provide online Varroa mite training in line with the eligibility requirements of a movement permit for beekeepers in NSW. When you have successfully completed the course you will receive a certificate which is a step required to complete your application for a movement permit.



IF YOU ALREADY HAVE AN ACCOUNT

1. If you already have an account, click on the **'Sign in here'** button.

Create an Account


Full Name

Email

Confirm Email


I declare that this account is for one person only and does not include the names of any additional users.


I agree to the [Acceptable Use Policy](#) and acknowledge the [Privacy Policy](#).


I'm not a robot 
reCAPTCHA Privacy - Terms


2. Click 'Enrol'.

Checkout



Varroa mite online training 

 Course




Free


3. Click 'Go to courses' to be taken to your Dashboard.


Ready to Begin


You have successfully enrolled in the following listing.
Go to your [Catalogue Student Dashboard](#) to begin the course.



Varroa mite online training

 Course





 Enrolled


4. Find the **Varroa mite online training course** on your Dashboard and click 'Begin Course'.

In Progress Completed Not Completed


Courses



Varroa mite online training 

 Started July 19, 2022, Self-paced

This course has been developed to provide online Varroa mite training in line with the eligibility requirements of a movement permit for beekeepers in NSW. When you have successfully completed the course you will receive a certificate which is a step required to complete your application for a movement permit.

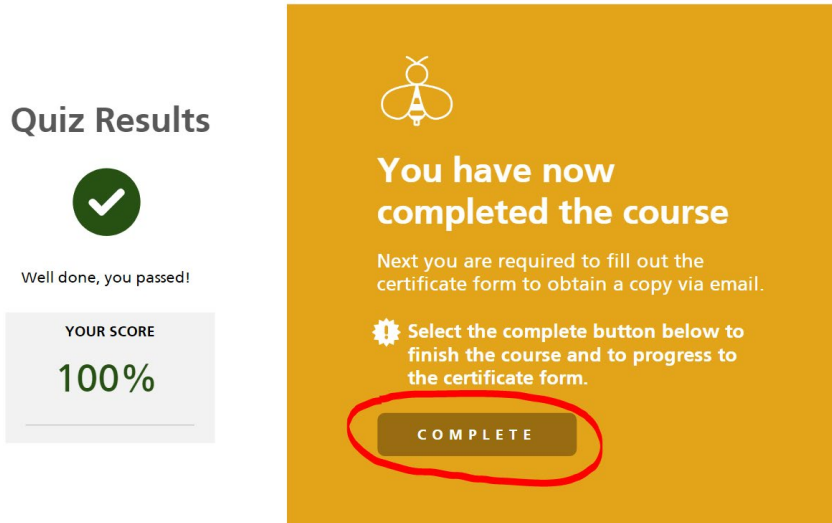


Step 5:

Once you have successfully completed the tutorial and quiz, you will then complete a registration form to receive your certificate outlining successful completion of the course.

NOTE: The course is not marked as complete until you have clicked on the 'Complete' button as shown below. At this point you will get access to the certificate registration form.

≡



The image shows two side-by-side panels. The left panel, titled "Quiz Results", features a green checkmark icon, the text "Well done, you passed!", and a box displaying "YOUR SCORE" as "100%". The right panel has a yellow background and a bee icon. It contains the text "You have now completed the course", followed by "Next you are required to fill out the certificate form to obtain a copy via email." Below this is a gear icon and the instruction "Select the complete button below to finish the course and to progress to the certificate form." At the bottom of the right panel is a dark grey button labeled "COMPLETE", which is circled in red.

Your certificate will be emailed to you after completing the form. Please allow up to one hour for your certificate to be delivered, and ensure you check your spam/trash/junk folder. If you do not receive your certificate after 24 hours, please email onlinelearning.help@dpi.nsw.gov.au